



U7 & U9 FINALS DAYS

SATURDAY APRIL 27th, 2024

MINEHEAD FC

The Recreation Ground
Irnham Road
Minehead
TA24 5DP

Managers Meeting – 09:15 am
Kick Off – 09:30 am

Sponsored By:





U7 Teams

Under 7 – Cup

1	U7 Ruishton Rooks
3	U7 Minehead Pirates

2	U7 Kingsdown Knights
4	U7 Wembdon Saints

Under 7 – Plate

1	U7 Wembdon Dragons
3	U7 Ruishton Rams

2	U7 Huish Tigers Blacks
4	U7 Galmington Dragons Raiders

Under 7 – Bowl

1	U7 Isle of Wedmore Herons
3	U7 Bridgwater VPR Eagles

2	U7 Bridgwater VPR Hawks
4	U7 Huish Tigers Oranges

U9 Teams

Under 9 – Cup

1	U9 Staplegrove Saints
3	U9 Middlezoy Rovers Lancasters

2	U9 Wellington Wanderers
4	U9 Ruishton Raiders

Under 9 – Plate

1	U9 North Curry Herons
3	U9 Tone Youth Wasps

2	U9 Bridgwater Wolves Wolf Pack
4	U9 Watchet Buccaneers

Under 9 – Bowl

1	U9 Tone Youth Hornets
3	U9 Ruishton Rattlesnakes

2	U9 Bridgwater VPR Eagles
4	U9 Staplegrove Sinners



U7 CUP / PLATE / BOWL FINALS

(All games 10 min each way, 20 min total, max 5 minutes allowed for half time)

U7 Managers meeting at 9:15 am.

U7 SEMI FINALS			
Time	Pitch 1 - U7 Bowl Semi Final 1	Pitch 2 - U7 Plate Semi Final 1	Pitch 3 - U7 Cup Semi Final 1
09:30	U7 Isle of Wedmore Herons	U7 Wembdon Dragons	U7 Ruishton Rooks
	v	v	v
	U7 Bridgwater VPR Eagles	U7 Ruishton Rams	U7 Minehead Pirates
Time	Pitch 1 - U7 Bowl Semi Final 2	Pitch 2 - U7 Plate Semi Final 2	Pitch 3 - U7 Cup Semi Final 2
10:00	U7 Bridgwater VPR Hawks	U7 Huish Tigers Blacks	U7 Kingsdown Knights
	v	v	v
	U7 Huish Tigers Oranges	U7 Galmington Dragons Raiders	U7 Wembdon Saints

U7 FINALS			
Time	Pitch 1 - U7 Bowl 3 rd / 4 th Place	Pitch 2 - U7 Plate 3 rd / 4 th Place	Pitch 3 - U7 Cup 3 rd / 4 th Place
10:40			
	v	v	v
Time	Pitch 1 - U7 Bowl Final	Pitch 2 - U7 Plate Final	Pitch 3 - U7 Cup Final
11:10			
	v	v	v

Trophies and Medals will be at approx. 11:45am



U9 CUP / PLATE / BOWL FINALS

(All games 15 min each way, 30 min total, max 5 minutes allowed for half time)

U9 Managers meeting at 9:15 am.

U9 SEMI FINALS			
Time	Pitch 4 – U9 Bowl Semi Final 1	Pitch 5 – U9 Plate Semi Final 1	Pitch 6 – U9 Cup Semi Final 1
09:30	U9 Tone Youth Hornets	U9 North Curry Herons	U9 Staplegrove Saints
	v	v	v
	U9 Ruishton Rattlesnakes	U9 Tone Youth Wasps	U9 Middlezoy Rovers Lancasters
Time	Pitch 4 – U9 Bowl Semi Final 2	Pitch 5 – U9 Plate Semi Final 2	Pitch 6 - U9 Cup Semi Final 2
10:10	U9 Bridgwater VPR Eagles	U9 Bridgwater Wolves Wolf Pack	U9 Wellington Wanderers
	v	v	v
	U9 Staplegrove Sinners	U9 Watchet Buccaneers	U9 Ruishton Raiders

U9 FINALS			
Time	Pitch 4 – U9 Bowl 3 rd / 4 th Place	Pitch 5 – U9 Plate 3 rd / 4 th Place	Pitch 6 – U9 Cup 3 rd / 4 th Place
11:00			
	v	v	v
Time	Pitch 4 – U9 Bowl Final	Pitch 5 – U9 Plate Final	Pitch 6 – U9 Cup Final
11:40			
	v	v	v

Trophies and Medals will be at approx.12:30 pm



This competition will be played in accordance with the FA Mini Soccer rules.

Law 1: Playing Area

Kick offs are from the centre mark on the halfway line.

Retreat line: the team without the ball moves back to the halfway line for a goal kick.

Goal sizes: the goal size for Mini-Soccer is 12ft x 6ft.

Law 2: The Ball

- The ball should be size 3 - U7/U8/U9/U10
- It should be safe and made of leather or another suitable material.

Law 3: Number of Players

Maximum number per team, including goalkeeper.

- U7 and U8 - 5v5 (with a squad of ten or less)
- U9 and U10 - 7v7 (with a squad of fourteen or less)

Roll off roll on substitutions can be made at any time during the game with **permission from the referee**, including players who have already been substituted.

Law 4: Playing Equipment

Children cannot play Development Football without shin pads.

These should be covered entirely by knee length socks.

Goalkeepers should wear a different coloured shirt to the rest of the team.

Footwear should be appropriate for the playing surface – no metal studs on three and AGP pitches.

If the weather is poor then players should wear appropriate clothing, but hoodies are not allowed.

Law 5: Match Officials

Each match is controlled by a referee who has full authority to enforce the Laws for Mini-Soccer relating to the match to which they have been appointed.

All referees should recognise their role is to facilitate learning of the players, for example, allow young children to take a second attempt at a throw-in if the first is not within the Laws.

Assistant referees are not required.

Law 6: Duration of the Game

In any one day, no player shall play more than

- 40 minutes for U7 / U8



- 60 minutes for U9 / U10

The half time interval must not exceed **5 minutes**.

Law 7: Start and Restart of Play

A kick-off is taken at the centre of the playing area to start the game and after a goal has been scored.

Opponents must be 5 yards away from the ball and in their own half of the field. The ball can be played in any direction. In Mini-Soccer a goal **cannot** be scored directly from a kick off or from a drop ball.

In Mini-Soccer a goal cannot be scored directly from kick off or a dropped ball.

In special circumstances a drop ball is used to restart the game, such as after an injury.

If the game has stopped with the ball in the penalty area, the drop ball should be taken on the penalty area line.

Law 8: Ball in and Out of Play

The goal line and touchlines are part of the field of play. The ball must be entirely over these lines to be out of play.

If an attacker is the last player to touch the ball over the goal line, a goal kick is given. The opposing team retreats to the halfway line.

If a defender is the last player to touch the ball over the goal line, a corner kick is given.

If a player touches the ball over the touchline, a throw in is given to the opposing team.

Law 9: Method of Scoring

A goal is scored when the ball completely crosses the goal line between the posts and under the crossbar of the goal.

If a foul or hand ball occurs the goal shall be disallowed.

Law 10: Offside

There is **no** offside rule.

Law 11: Fouls and Misconduct

Free kicks are awarded when a foul is committed as in older age football.

In Mini-Soccer all free kicks are direct.

A goalkeeper is not allowed to pick the ball up from a back pass or a throw in.



If this happens a free kick should be given on the penalty area line closest to where the incident occurs.

Coaches in training, and referees on the day, should try to make sure the children understand the above.

Law 12: Free Kicks

For all free kicks opponents must be five yards from the ball.

Law 13: Penalty Kicks

If a foul is committed in the penalty area by a defender a penalty kick will be awarded.

All players except the defending goalkeeper and kicker must be outside the penalty area and at least 5 yards from the penalty mark.

The ball must be kicked forward.

Law 14: Throw-in

If a player touches the ball out of play over the touchline a throw in is awarded to the opposition.

Throw ins can be a difficult technique to learn for younger players so retakes are allowed. Referees should offer guidance to help children learn the game.

Law 15: Goal Kick

If an attacking player kicks the ball over the goal line a goal kick is awarded to the defending team.

A goal kick can be taken from any point within the penalty area and by any player from the team with the ball.

The ball must leave the penalty area to be in play. If this does not happen the kick can be retaken.

The team without the ball must retreat to their own half until the ball is in play. This is known as the Retreat Line.

Once the ball is in play, the team without the ball can try and win it back.

Law 16: Corner Kicks

The opposing players must remain at least 5 yards from the ball until it is in play.

The kicker may not touch the ball again until it has touched another player. If he/she does, a free kick is awarded against them.

The ball is in play immediately when it enters the field of play.



CUP FINAL RULES

The referee will keep a record of the score on a score card and return the score card to the result tent upon completion of each game.

In the event of a tie after normal time:

- The winner shall be decided by the best of 3 penalties.
- If this still does not decide the result, then the winner will be the best of sudden death penalties.

A message from the League

The league kindly request that all teams and supporters remain at the venue for the presentation of medals for your age group.

Players for 3rd and 4th teams will receive a participation medal.

All Winners and runners up will receive a trophy.



LEAGUE OFFICIALS

U7 to U10

Louise Best

07885 654181

louisebest08@gmail.com

Mini League Co-ordinator

Martyn Lever

07703 759887

martyn@tauntonyouthleague.net

Chairperson

Martyn Lever

Secretary

Gary Best

07767 613513

bullenshay@btinternet.com

League Welfare

Colin Waller

Minehead AFC

Sarah Vickers

07940 847040

INFORMATION

The car park behind Minehead FC is **pay and display**.

All Managers **must** attend the **Managers Meeting** / All **Players must be re-registered** before playing using the online form found on the league website.

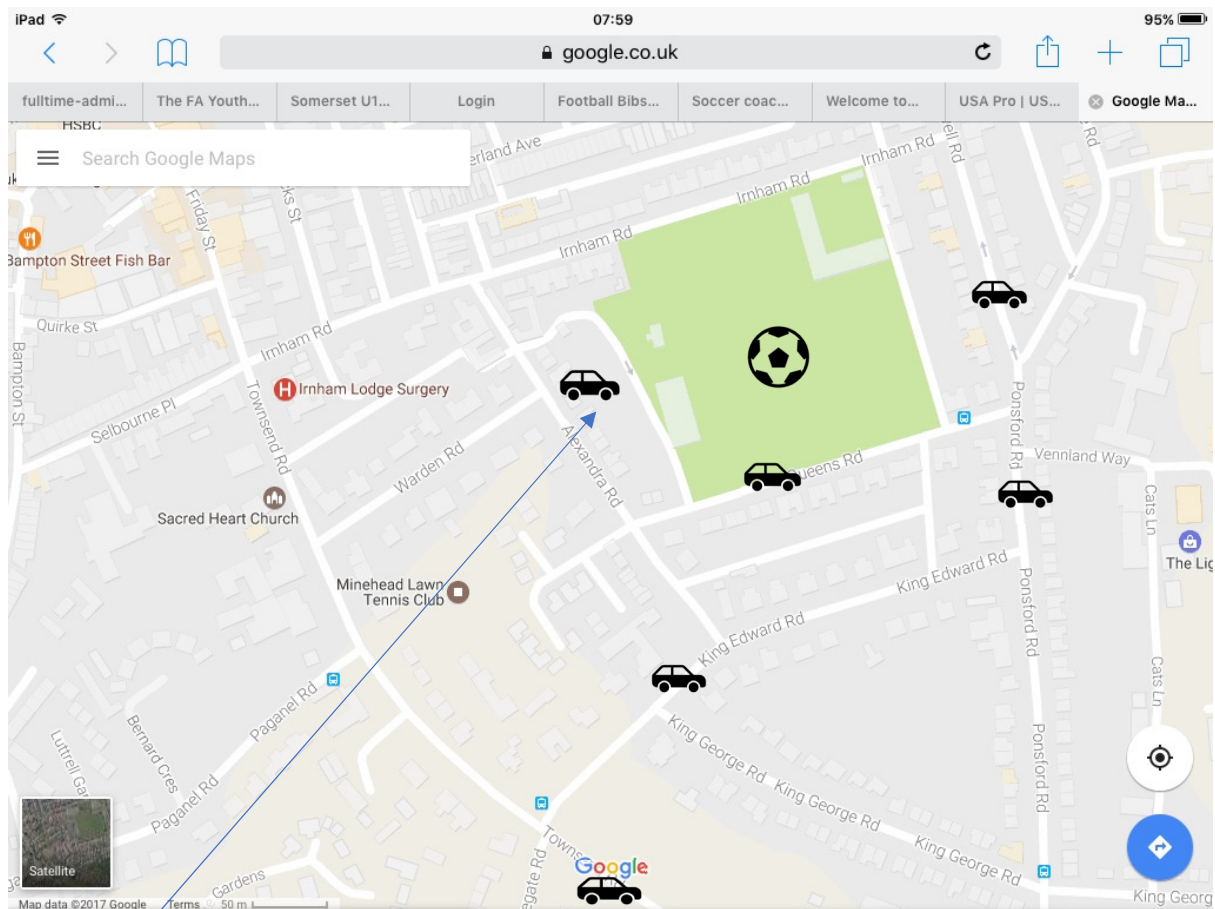
Teas, Coffees, a selection of food and snack are available to purchase on the day.

The Taunton Youth League would like to give a **BIG THANK YOU** to **MINEHEAD AFC** for the use of their ground and facilities.

A **BIG THANK YOU** goes out to all the **LEAGUE SPONSORS** who have helped make this day possible.

And a **BIG THANK YOU** to all the **MATCH DAY OFFICIALS** and **LEAGUE STAFF** for making it a great finals day.

MAP



The car park adjacent to Football Club is **pay and display**. Please ensure you park within the marked bays and put a ticket in your car.

The Football Club does not have any spaces or control over this area.

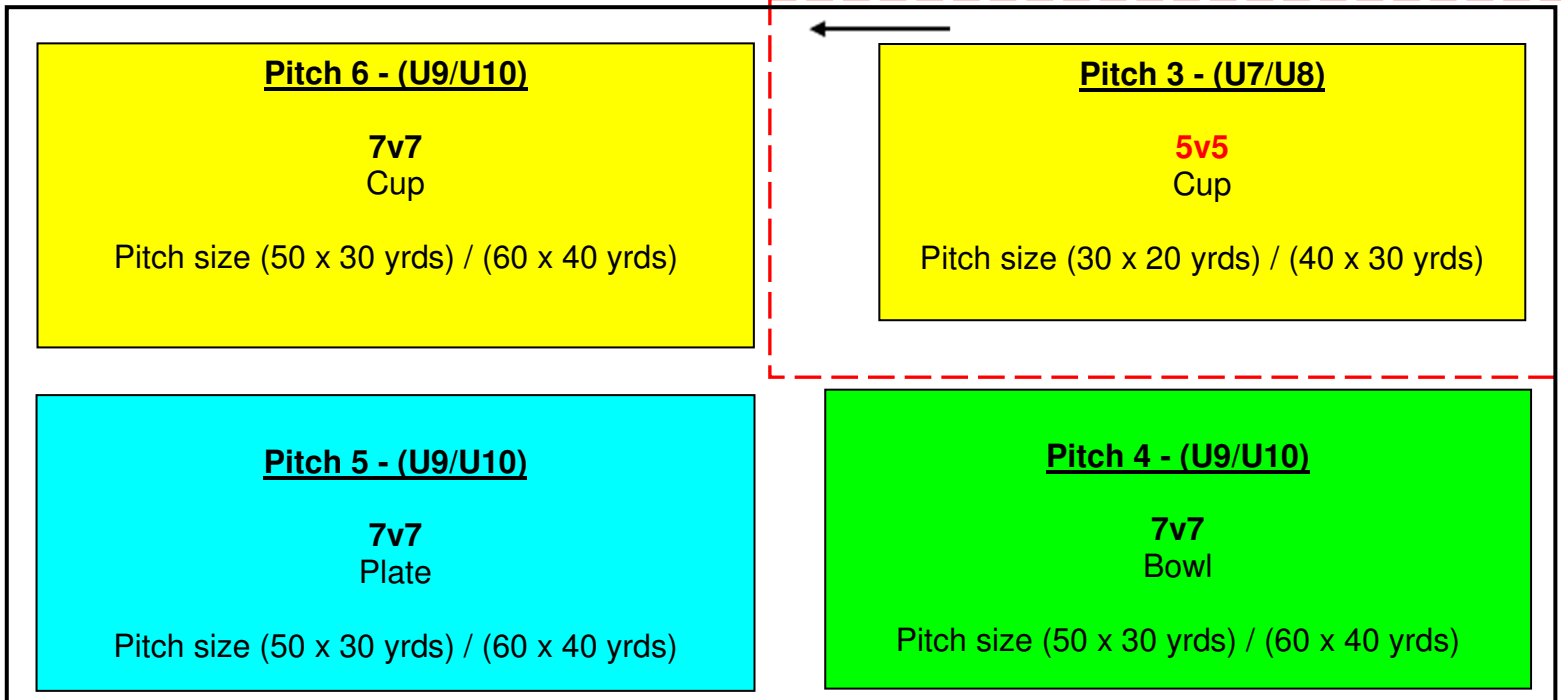


Alternative street parking close by is shown on the map – Queens Road, Ponsford Road, Tregonwell Road, King Edward Road and Townsend Road.

Please make sure you park sensibly allowing residents access to their property.

ENTER from car Park.
(Pay and Display)

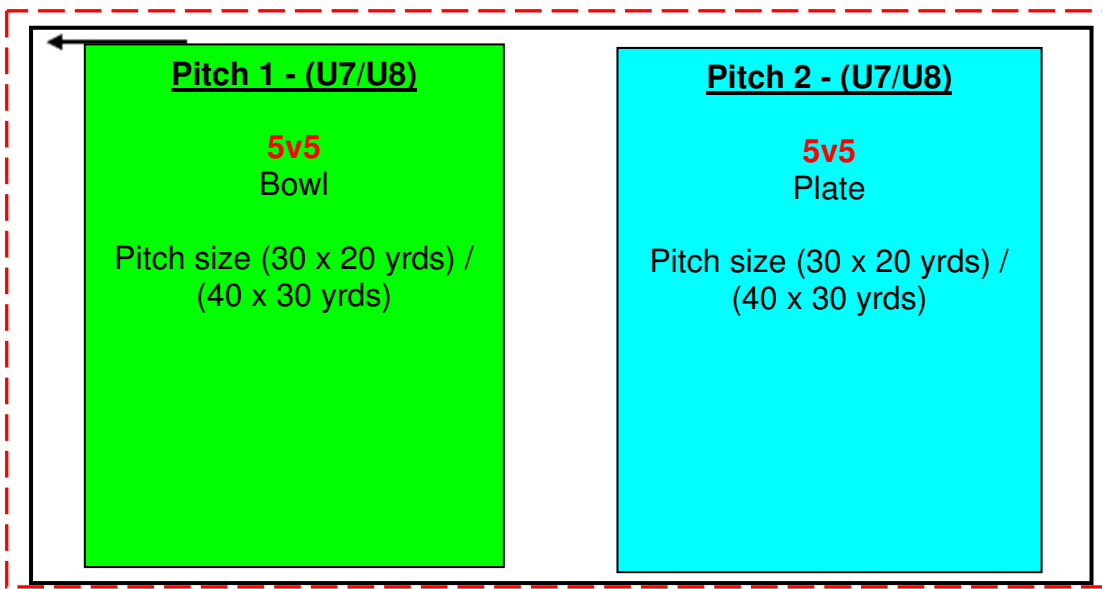
Presentation of Trophies
Toilets / Café / Results Tent / Managers Meeting



Basketball hoop / Goal

Presentation Area.

ENTER from road.



Respect Barriers.

Play Area

Brick Building

Notes:
Pitch size:
(Max) / (Min)